

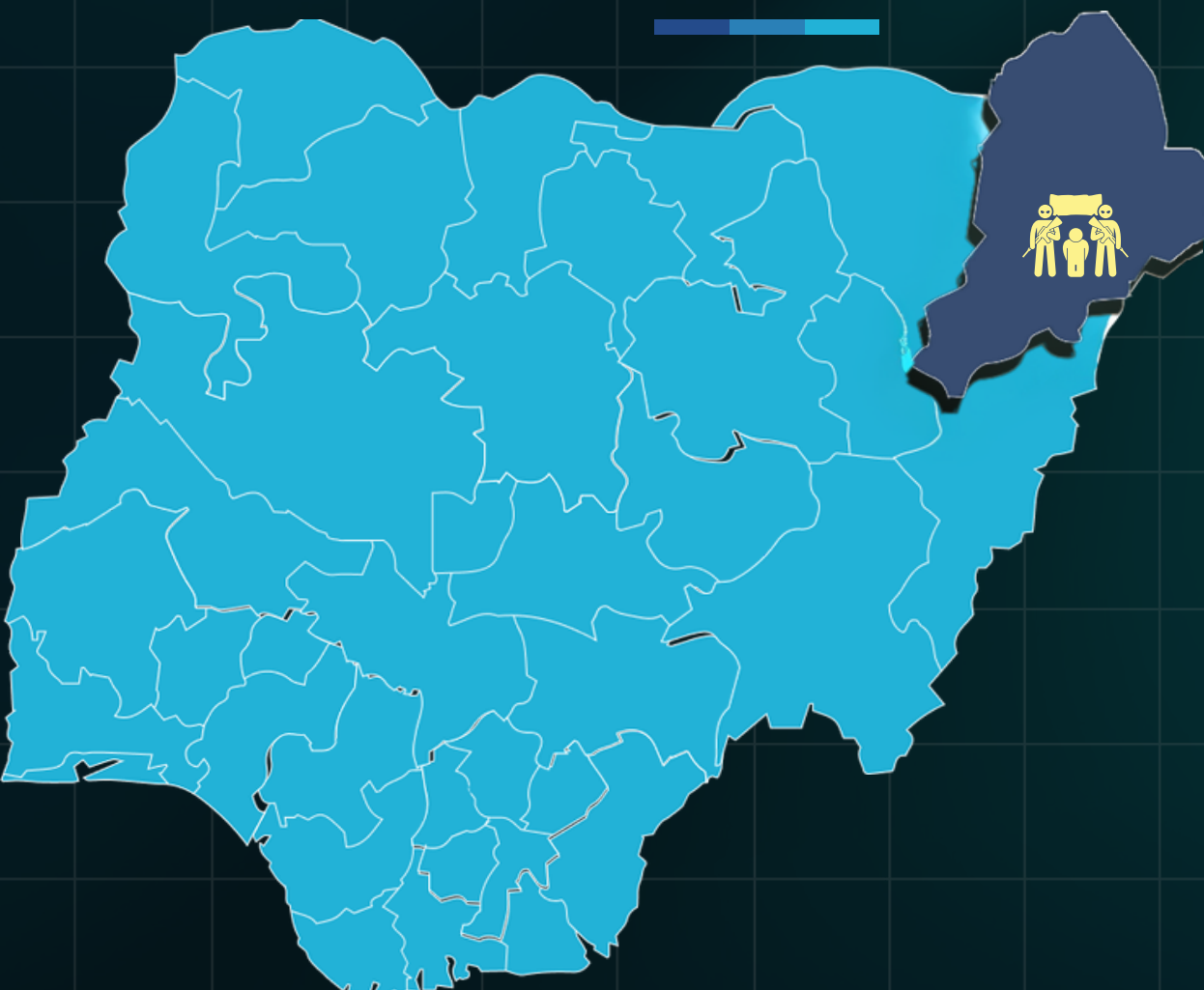


HumAngle

TRACKER

APRIL 2026

**Documenting Conflict/Armed Violence
Across Nigeria**





SUMMARY

IN APRIL :

- The **North West** region has the highest number of incidents throughout April.
- Meanwhile, Zamfara State experienced the highest number of incidents.
- Yobe State recorded the highest fatality from conflict events in the month.
- The month also saw 50 incidents of abduction and **549** people kidnapped.
- A total of **174** incidents and **546** fatalities were recorded.
- A regional shift in conflict casualties marks the insecurity trend in April.



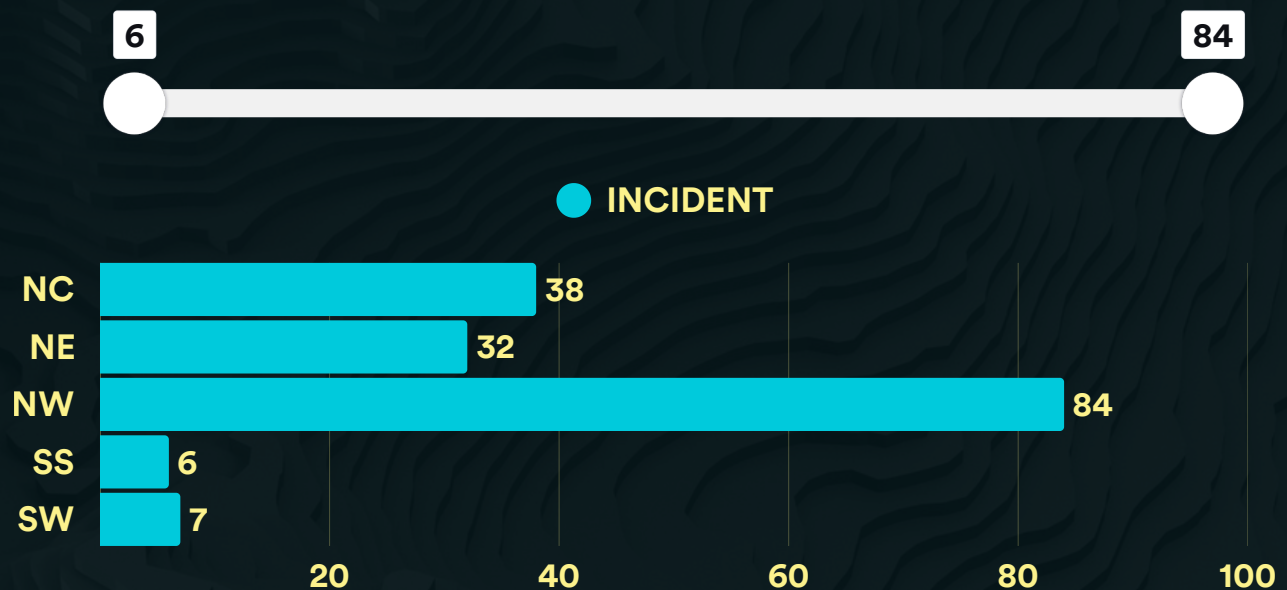


INCIDENTS OF INSECURITY, APRIL 2026

April has had the highest number of insecurity incidents since 2026 began. It's marked by 174 incidents spread across the six geopolitical regions. The North West has the highest number of incidents at 84. Meanwhile, the North Central and North East have 38 and 32 incidents, respectively.

Down the south, South West and South East recorded 7 incidents each, while the South South experienced 6 incidents.

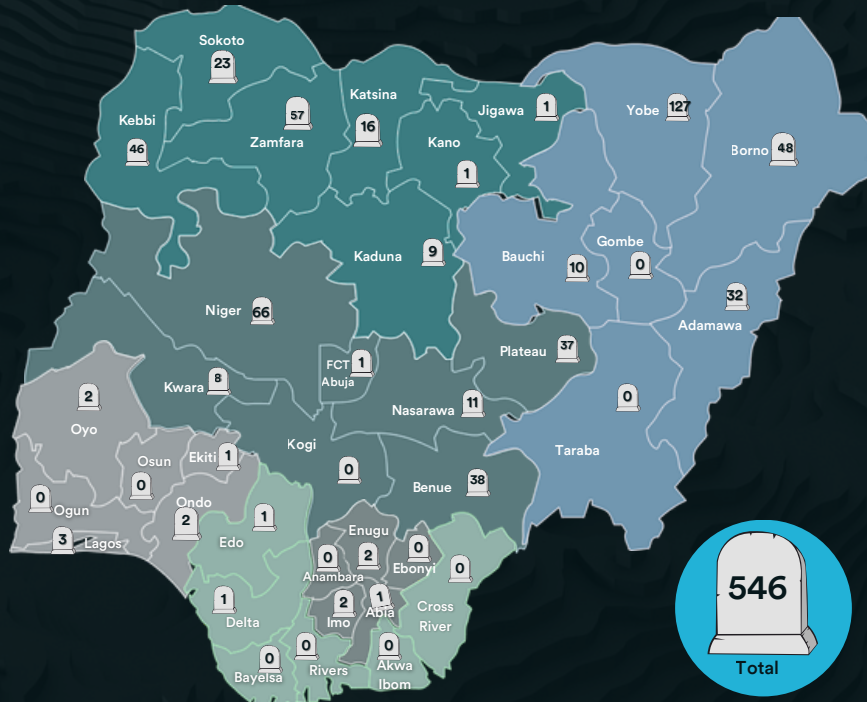
Zamfara State in the North West, ravaged by rural terrorism, recorded 32 cases of insecurity throughout the month, followed by Sokoto in the same region with 29 and Borno State (North East) with 17 incidents.





FATALITIES RECORDED IN APRIL 2026

Fatalities across states



The incidents of insecurity in April increased the number of fatalities to 546, up from 453 in March 2026.

The regions with documented high fatalities are: North East (217) and North Central (161). The North West recorded 153 fatalities.

Across the South, a total of 15 fatalities were reported, broken down as follows: South West (8), South East (5), and South South (2).

Yobe State (North East) recorded the highest number of fatalities in April, with 127 deaths, followed by Niger State (North Central) with 66, Zamfara State (North West) with 57, and Borno State (North East) with 48.



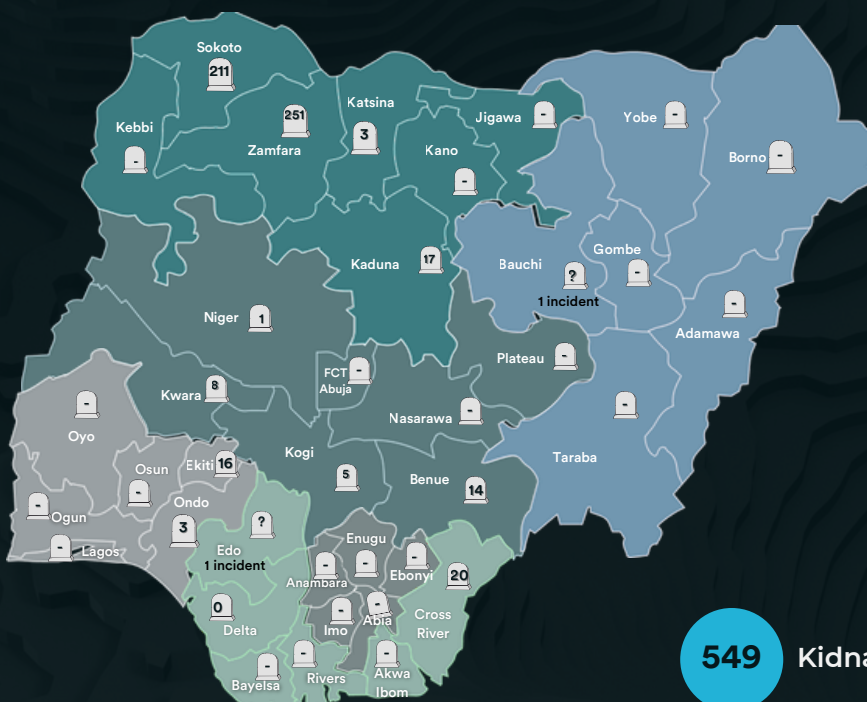
KIDNAPPING ACROSS NIGERIA, APRIL 2026

Sokoto and Zamfara states, all in the North West region, have the highest number of kidnapped people. In Zamfara, 251 people were kidnapped, while 211 were kidnapped in Sokoto.

The total number of kidnapping incidents was 50, from which 549 people were taken by various armed groups.

The breakdown of the number of people kidnapped in each of the 13 states with kidnapping incidents is as follows: Bauchi (unspec), Benue (14), Cross River (20), Edo (unspec), Ekiti (16), Kaduna (17), Katsina (3), Kogi (5), Kwara (8), Niger (1), Ondo (3), Sokoto (211), and Zamfara (251). In addition, an unspecified number of people were kidnapped in one incident each reported in Bauchi and Edo.

Kidnapped people across states:



549

Kidnapped people in APRIL



EVENTS AND FATALITIES IN FEBRUARY 2026



“**Violence against civilians**” describes any action that inflicts harm on civilians, and when organised armed forces or non-state actors target civilians. This event included violent attacks, abductions/forced disappearances, and sexual violence. This occurred 118 times and recorded 312 fatalities in April.



“**Battle**” describes violent events where organised groups engage in a battle. These include armed clashes as well as non-state actors overtaking territory. In April, 16 incidents of battle were experienced, resulting in 32 fatalities.




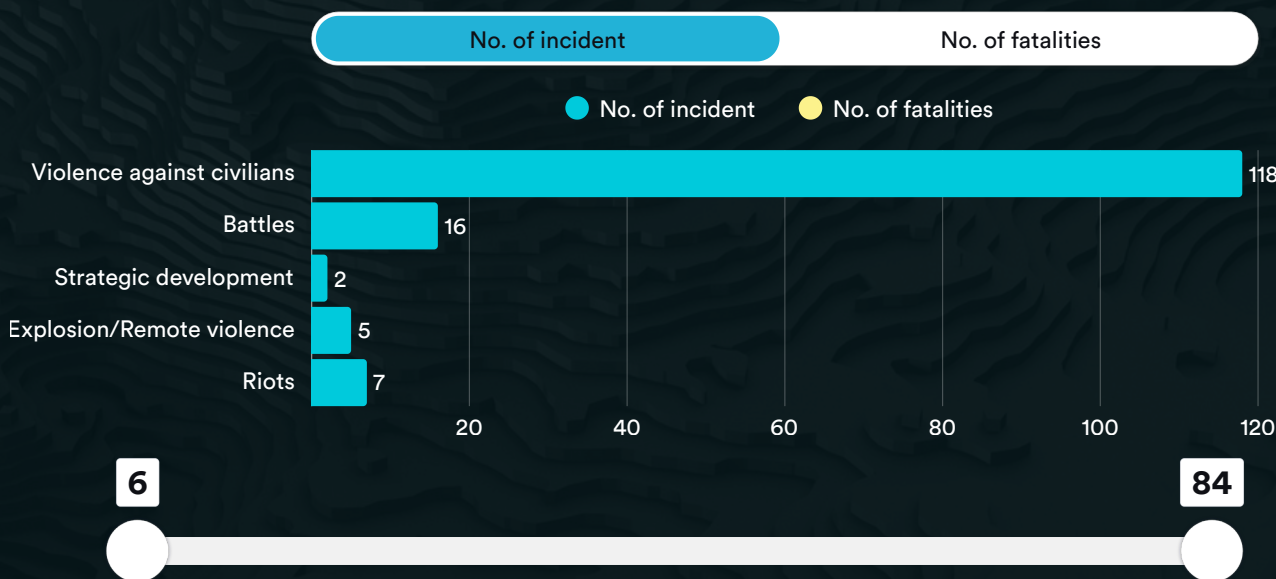
“**Explosions/remote violence**” describes remote explosives, landmines, artillery, or missile attacks, as well as air strikes. These were recorded to have happened 5 times and caused 110 fatalities.



“**Strategic developments**” involve disrupted weapons use, looting/property destruction, and changes in groups/activities and related acts. This happened 2 times with zero fatality.



“**Riots**” refer to mob violence and violent demonstrations and describe when rioters violently interact with other rioters, another armed group, or civilians, outside of demonstrations. In April, this was recorded 7 times causing 13 fatalities.

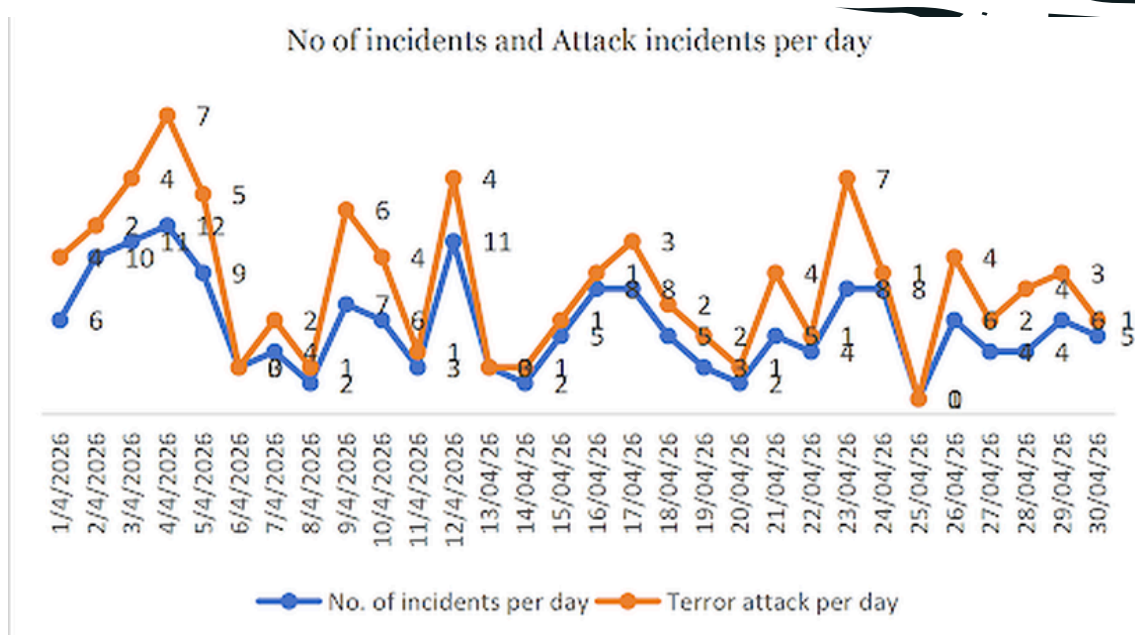


HUMANGLE CONFLICT TREND BRIEF, APRIL 2026

While in April, conflict-affected communities have seen shifts in the regional impact of insecurity, like the previous months of the year, it's also marked by a rise in incidents and fatalities. Fatalities fluctuate between days and weeks with extreme peaks on the 5th of the month, which recorded 63 deaths, the 7th, where 70 were recorded, and most notably the 11th (111 deaths), despite relatively low incident counts on some of those days.



For this, the month experienced the occurrence of high-impact, mass-casualty terrorist attacks and military operations rather than low-intensity violence. The disconnect between the reality of incident frequency and the recorded fatality signals that lethality per attack is increasing, pointing to either improved operational capacity of armed actors or gaps in civilian protection mechanisms.

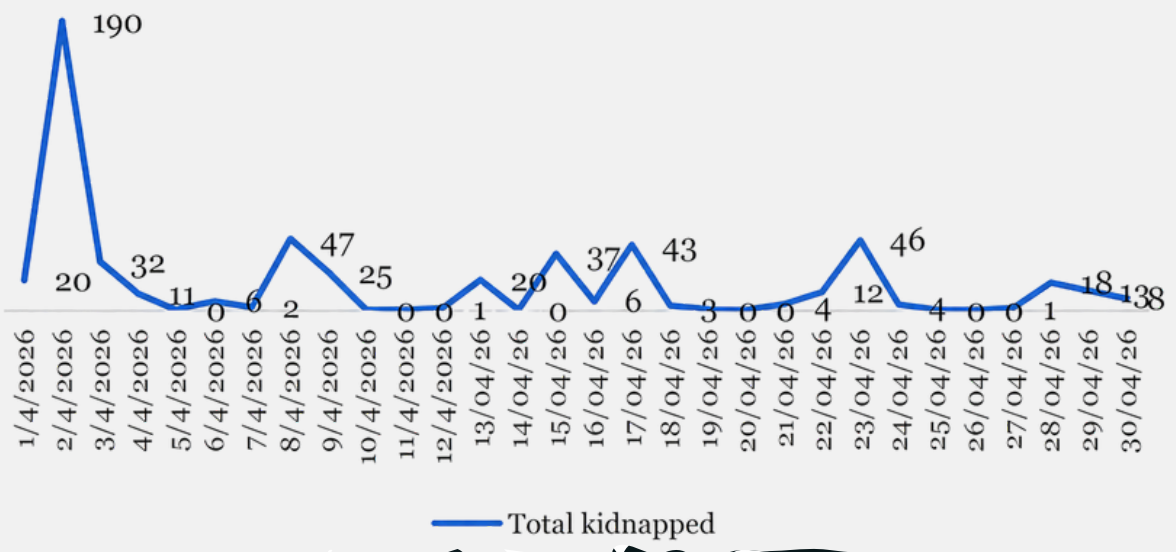


Incident frequency remains moderate across the month, but with some high-activity days. Between 10 and 12 incidents were experienced early in the month, and recurring spikes around mid to late April.

The data from the HumAngle Tracker indicates surges, particularly on the 2nd, in which 190 were abducted, alongside consistent moderate spikes throughout the month, such as 47 taken on the 8th, 43 on the 17th, and 46 on the 23rd. This persistent kidnapping across rural communities in Zamfara, Sokoto, Kaduna, Niger, Kogi, Kwara, Katsina, and other states points to the multidimensional nature of insecurity in April, where communities face both economic predation and existential threats.

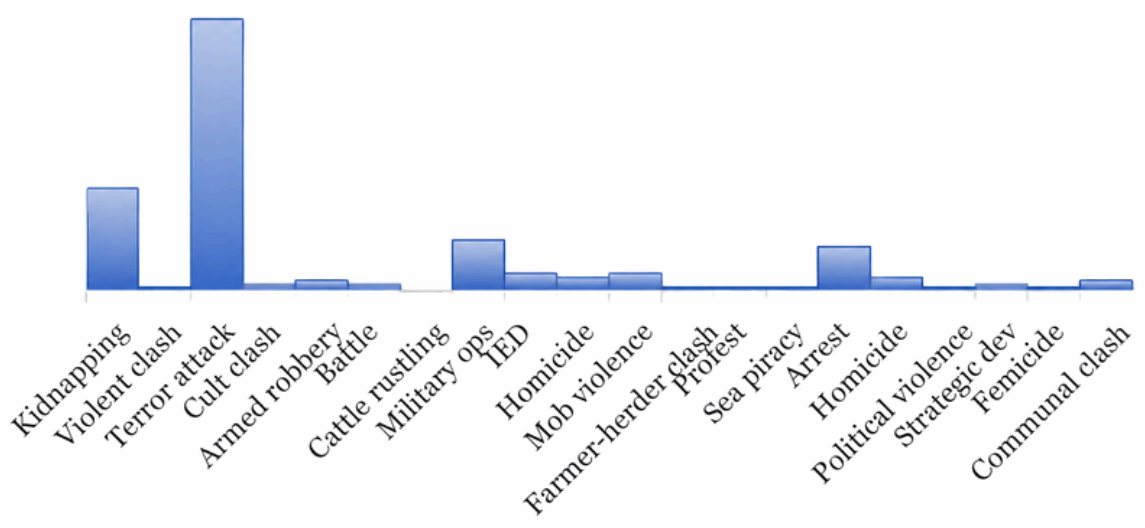


People Kidnapped per day



In April, three key concerns emerged: the lethality of attacks rose, mass abductions are frequent, and the persistence of multi-actor insecurity. These patterns point to gaps not just in security response, but in early warning systems, intelligence coordination, and civilian protection mechanisms at the local level.

Event by category





HumAngle

TRACKER

Compiled by:
Research and Data Department

Team:

Abdussamad Ahmad Yusuf

Abdullahi Abubakar

www.humanglemedia.com

January

February

March