

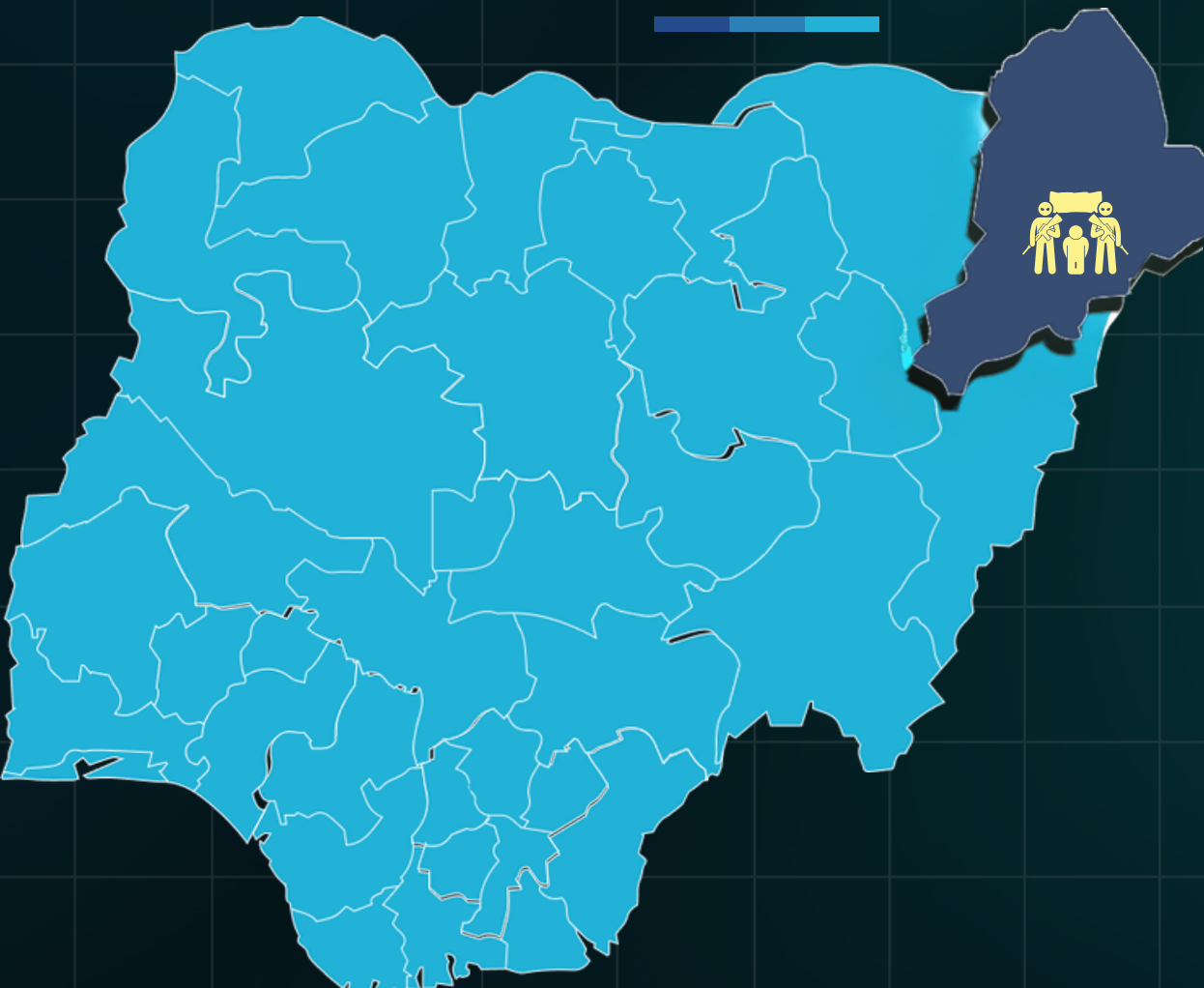


# HumAngle

# TR<sup>•</sup>CK<sup>•</sup>ER

**MAR 2026**

**Documenting Conflict/Armed Violence  
Across Nigeria**





# SUMMARY

---

## IN MARCH :

- The North West region had the highest number of incidents.
- Zamfara State experienced the highest number of incidents.
- Borno State recorded the highest number of fatalities.
- A total of **481** people were abducted across **36** incidents.
- **144** total incidents were recorded with **453** fatalities
- The insecurity trend in March shows fewer but more deadly attacks and large-scale kidnappings.

## LAST QUARTER:

- Q1 of 2026 recorded **421** incidents with **1,558** fatalities.
- **1,169** people were abducted in **94** incidents
- **214** incidents of violence against civilians dominated event types throughout Q1





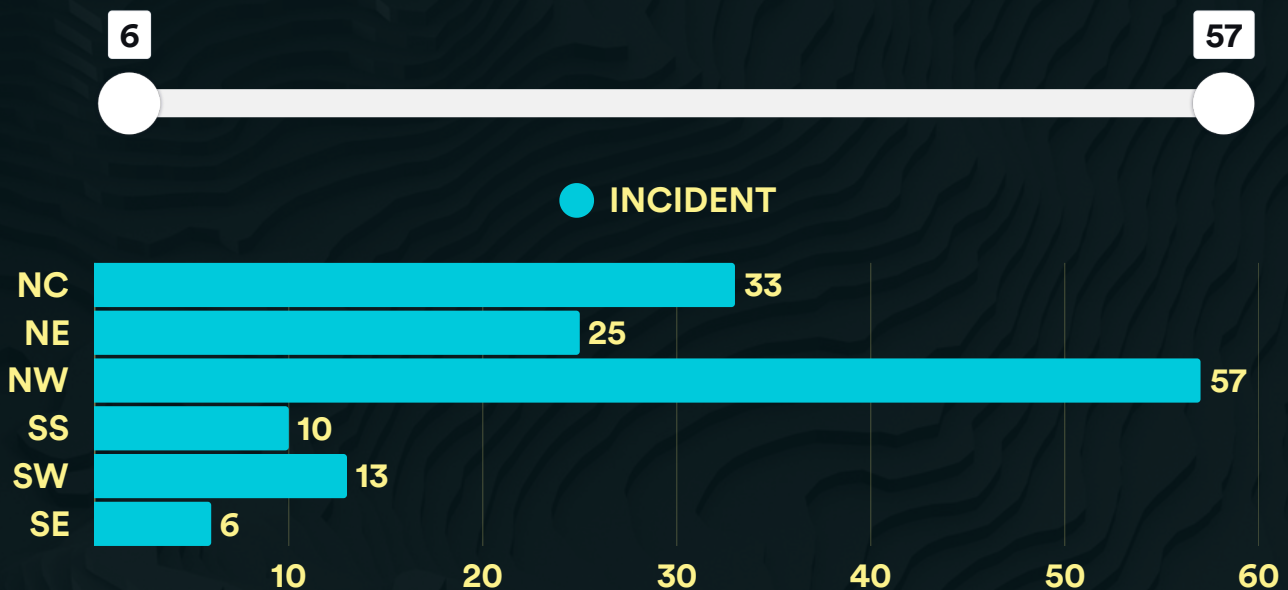
# INCIDENTS OF INSECURITY, MARCH 2026

---

In March 2026, the North West region experienced the highest incidents of insecurity, recording 57 incidents. The region is followed by North Central, which experienced 33 incidents, and North East, with 25 incidents.

In the southern sub-regions, the South West recorded 13 incidents, the South South 10, and the South East 6.

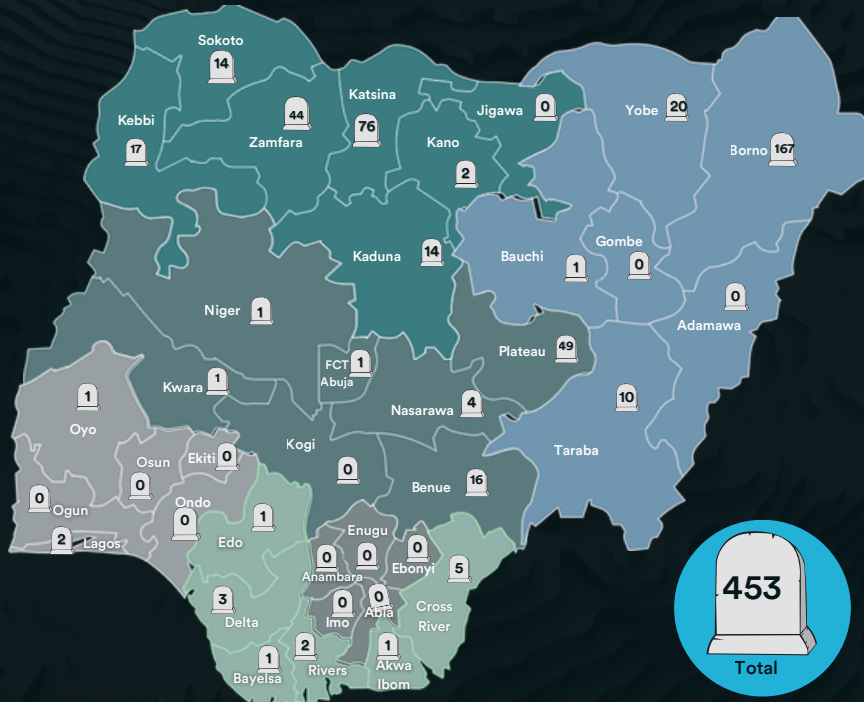
States with high incidents are Zamfara (30), Borno (17), Benue (10), Katsina (9), Sokoto (9), Kwara (6), and Nasarawa (6).





# FATALITIES RECORDED IN MARCH 2026

## Fatalities across states



Nigeria, from the insecurity incidents in March, recorded 453 fatalities. The fatalities were more concentrated in the North East (198) and the North West (167). The North Central, which is the third in the list of high-region fatalities, had 72.

The South South recorded 13 fatalities, the South West 3, and the South East 0.

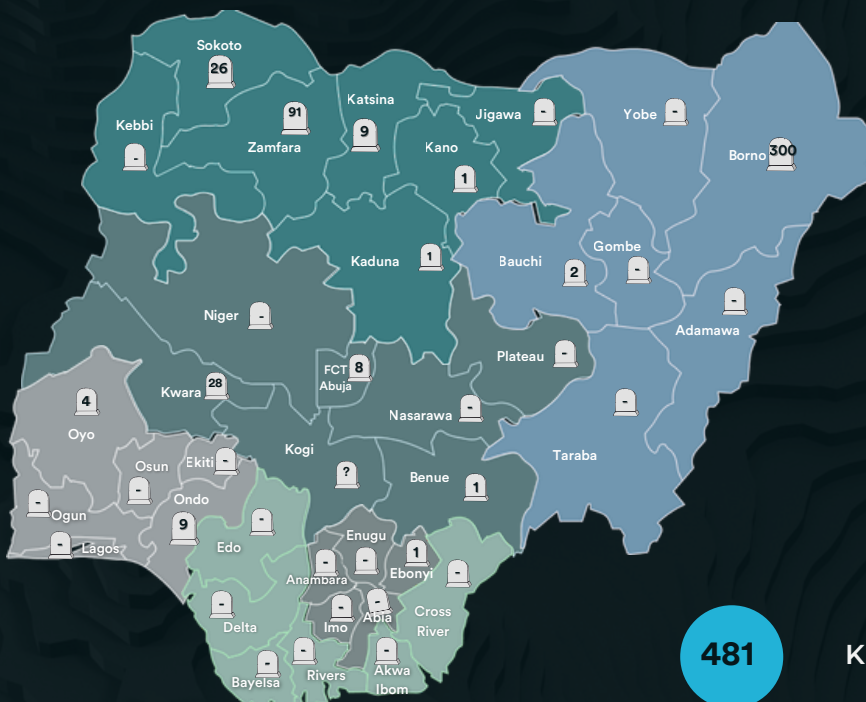


# KIDNAPPING ACROSS NIGERIA, MARCH 2026

In March, 36 incidents of abduction were recorded in 14 states. These led to the kidnapping of 481 individuals.

The states affected and the number of people kidnapped are Abuja (8), BAuchi (2), Benue (1), Borno (300), Ebonyi (1), Kaduna (1), Katsina (9), Kogi (unspecified), Kwara (48), Ondo (9), Oyo (4), Sokoto (26), and Zamfara (91).

## Kidnapped people across states:



481

Kidnapped people in  
MARCH



# EVENTS AND FATALITIES IN FEBRUARY 2026

---



“**Violence against civilians**” describes any action that inflicts harm on civilians and when organised armed forces or non-state actors target civilians. This event included violent attacks, abductions/forced disappearances, and sexual violence. This happened 112 times with 359 fatalities in March.



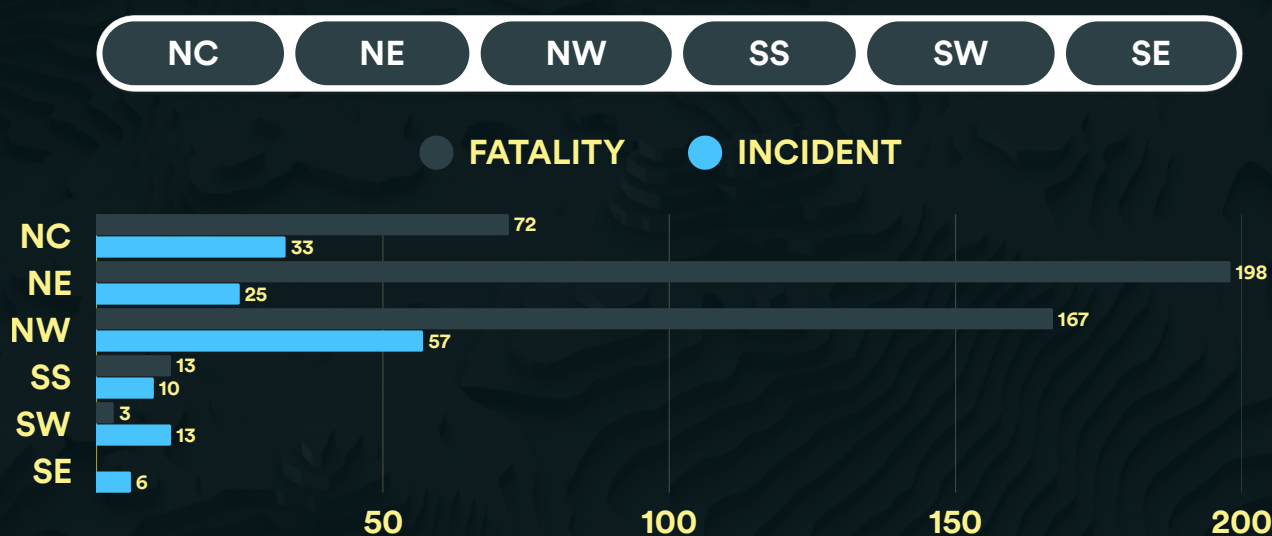
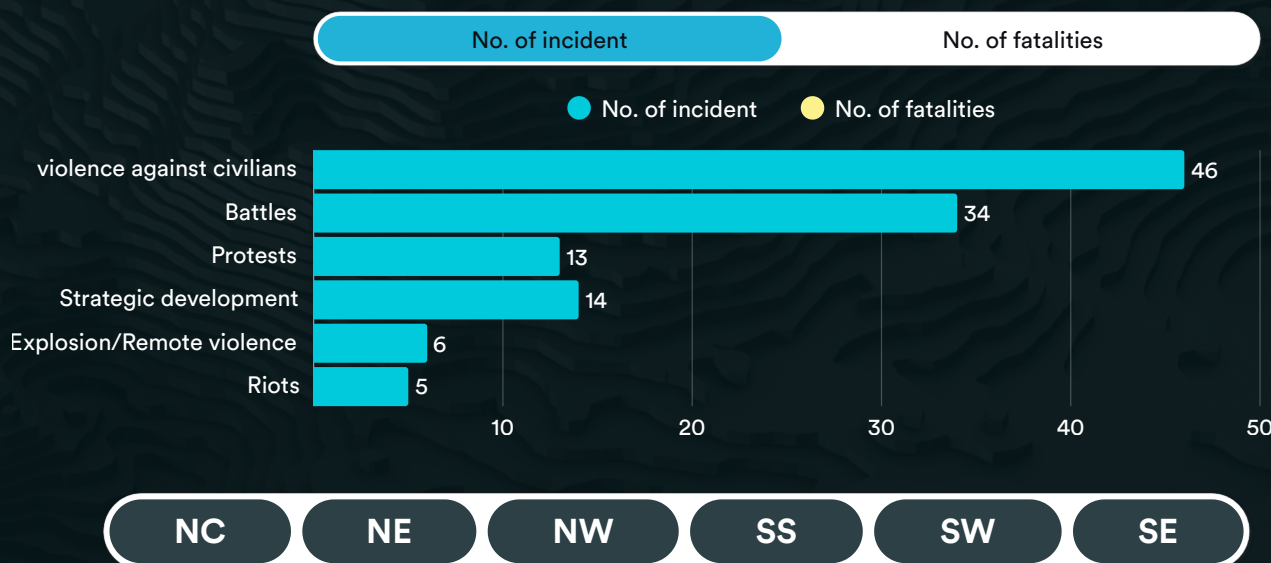
“**Battle**” describes violent events where organised groups engage in a battle. These include armed clashes as well as non-state actors overtaking territory. 34 incidents of battle occurred and resulted in 73 fatalities.



“**Explosions/remote violence**” describes remote explosive, landmine, artillery, or missile attacks as well as air strikes. These were experienced in 6 incidents, recording 1 fatality across the month of March.



“**Strategic developments**” involve disrupted weapons use, looting/property destruction, and changes in groups/activities and related acts. In February, this incident was experienced 2 times with 0 fatalities.



## HUMANGLE CONFLICT TREND BRIEF, MARCH 2026

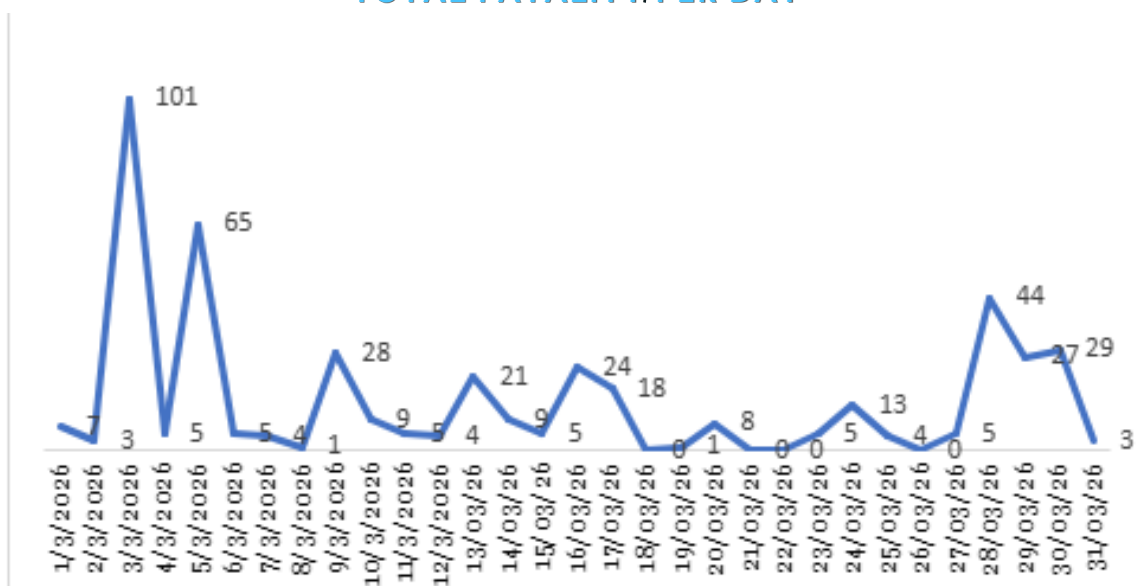
The month of March 2026, like the previous months of the year, was volatile but with an uneven pattern of insecurity. Days of the month were often marked by a sharp increase in both fatalities and abductions and fluctuating incident frequency.

While the month on average recorded moderate daily fatality figures for most days, some days saw high fatality incidents



like on the 3rd (101 deaths) and 5th (65 deaths). These high-casualty events occurred despite a low number of incidents on those days, suggesting concentrated and high-impact attacks rather than widespread violence.

TOTAL FATALITY PER DAY



This pattern underscores a persistent shift toward fewer but deadlier incidents as observed between January and February this year, a trend that currently defines the country's conflict ecosystem.

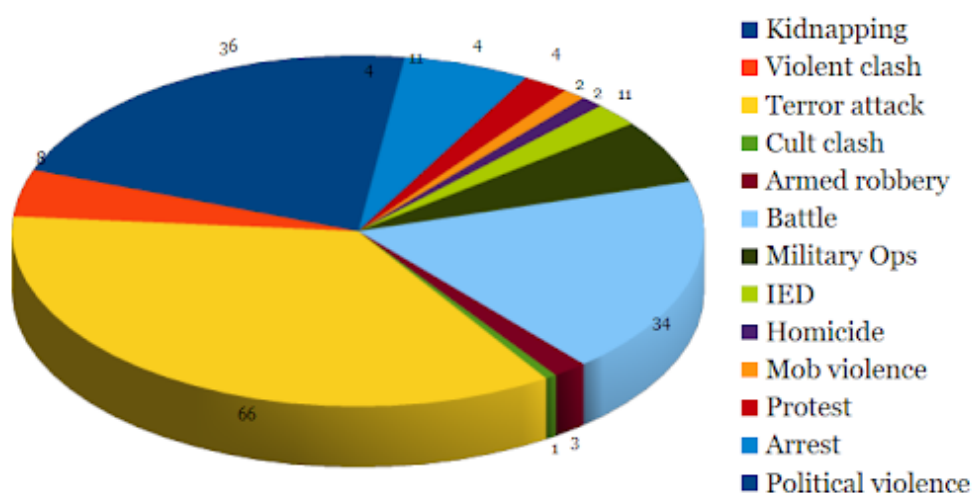
On kidnapping, the trend throughout March reveals a similar trajectory. There was a surge in kidnapping rates on March 3rd, with 300 abducted citizens standing out as the most significant mass abduction event within the period. Other notable spikes, such as on the 30th (24 kidnapped) and 5th (20 kidnapped), show that while large-scale abductions are not daily occurrences, the threat remains deeply entrenched



and unpredictable. However, several days recorded zero kidnappings despite ongoing insecurity incidents, highlighting variation in armed group operations, alternating between abduction-focused activities and other forms of violence, especially in the North West, where kidnapping is rampant.

In terms of incident frequency, the data reflects sustained activity by violent actors, with most days recording between 4 and 7 incidents. The peaks were recorded on the 9th and 30th (8 and 7 incidents respectively).

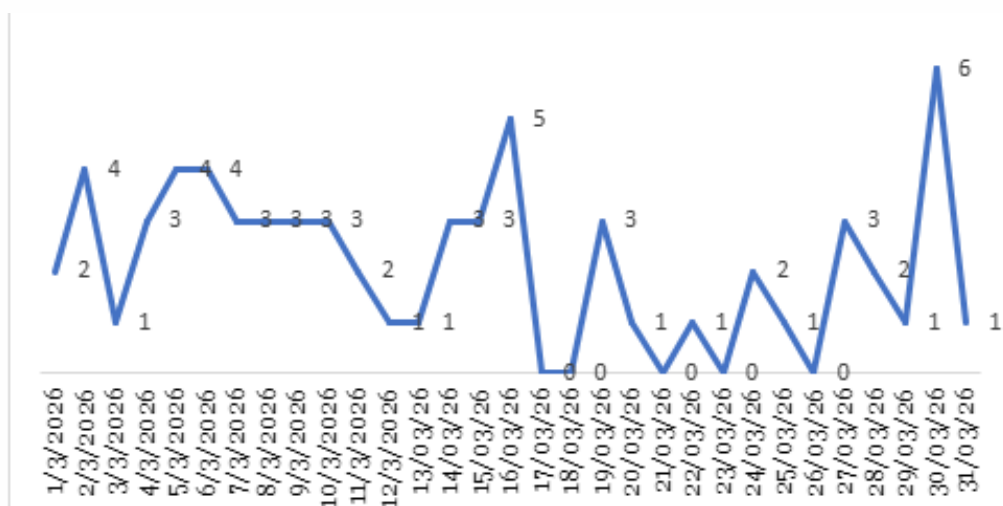
Finally, terror attacks remained present, peaking on the 30th with six reported attacks, thus indicating coordinated offensives or heightened terrorist activity toward the end of the month. In total, terror attacks happened 66 times throughout the month.





The trend for the month of March 2026 shows continued traction of insecurity characterised by mass-casualty events, intermittent large-scale abductions, and a steady baseline of daily incidents. The data points to adaptive strategies among armed groups, who appear capable of scaling operations up or down depending on opportunity and context.

### TERROR ATTACKS PER DAY



For policymakers and security actors, this underscores the need for both rapid response mechanisms to contain high-impact attacks and sustained preventive strategies to address the persistent, lower-intensity violence that continues to destabilise affected regions.



## FIRST QUARTER (Q1) IN PERSPECTIVE

---

The insecurity landscape in quarter one of 2026 recorded 421 incidents. This, compared to the last quarter of 2025, shows a 7.4% rise in incidents. These incidents caused 1,558 fatalities, which translated into a 63.3% increase in fatalities from the last quarter of 2025.

Violence against civilians is the most prevalent event type in the quarter and happened 214 times, claiming 708 fatalities. This type of event has happened 214 times across the quarter and has recorded 850 fatalities.

In terms of regional impact, the North West has both the highest number of incidents and the highest fatalities. It experienced 1338 incidents of insecurity with 600 fatalities between January and March 2026. This is followed by the North Central, which has 454 fatalities in 109 documented incidents. The North East is the third, having 76 incidents with 452 fatalities during the period.

Throughout the quarter, 94 incidents of abduction where 1,169 people were taken by non-state actors were recorded by tracking credible media reports.



# HumAngle

# TRACKER

Compiled by:  
**Research and Data Department**

*Team:*

*Abdussamad Ahmad Yusuf*

*Abdullahi Abubakar*

*[www.humanglemedia.com](http://www.humanglemedia.com)*

*January*