

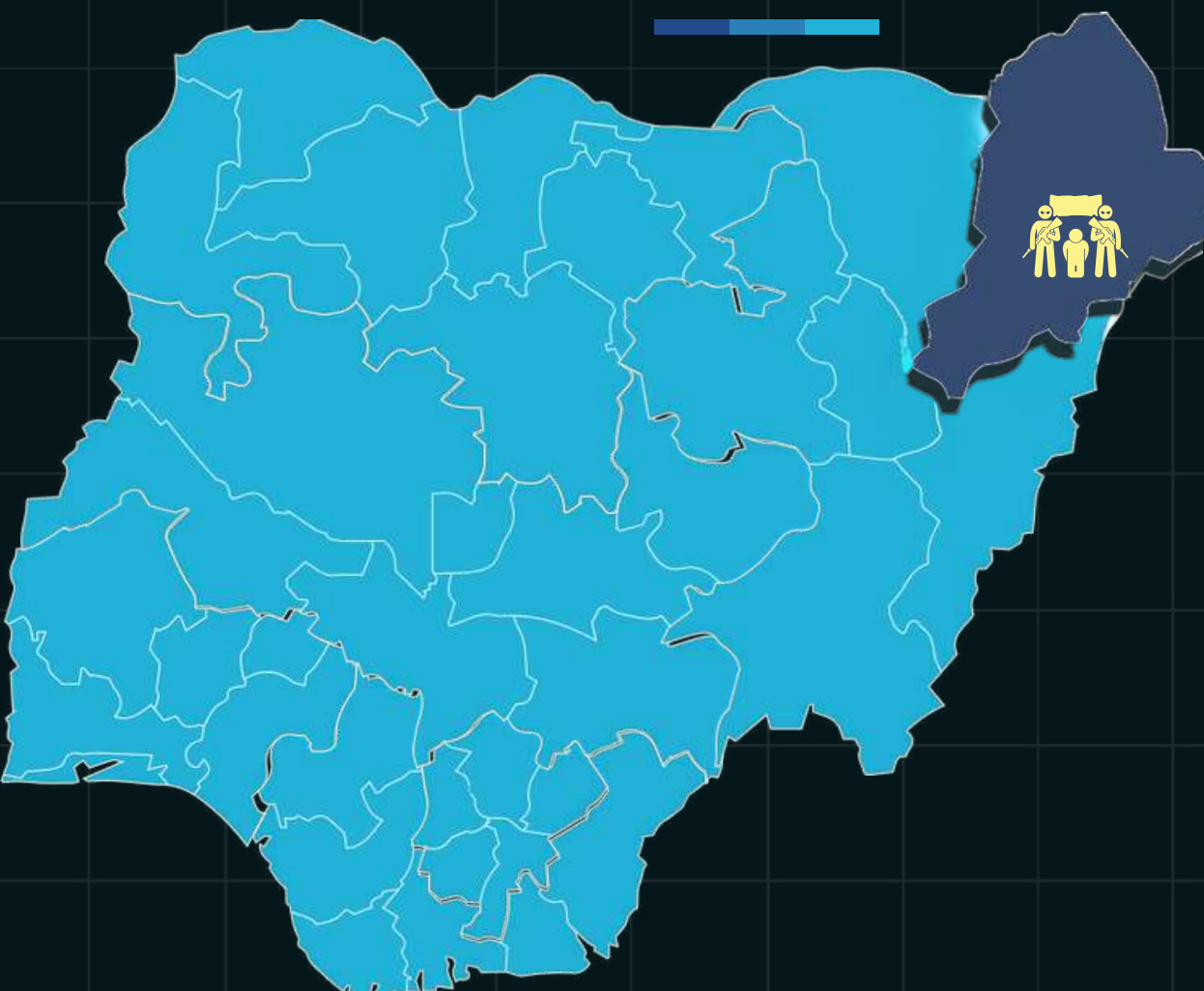


HumAngle

TRACKER

OCT 2025

**Documenting Conflict/Armed Violence
Across Nigeria**





SUMMARY

IN OCTOBER:

- The North Central and North West regions had the highest number of incidents.
- Borno State recorded both the highest incidents and fatalities.
- The total of 202 people were kidnapped in a total of 22 abduction incidents in the month
- The month saw 137 insecurity incidents that caused 342 fatalities
- A trend analysis of the conflict landscape revealed heightened attacks and kidnapping incidents.





INCIDENT OF INSECURITY, OCTOBER 2025

The North West and North Central sub-regions recorded the highest incidents of insecurity. Each experienced 138 incidents from the media reports documented by the insecurity tracker. Followed by the North East region with 27 incidents.

Across the Southern region, the South West had the highest with 14 incidents, the South South had 12, and the South East experienced 8 incidents.

The states worst hit by the incidents are Borno (North East) 14, Kaduna (North West) 10, Zamfara (North West) 10, and Plateau (North Central) 9.

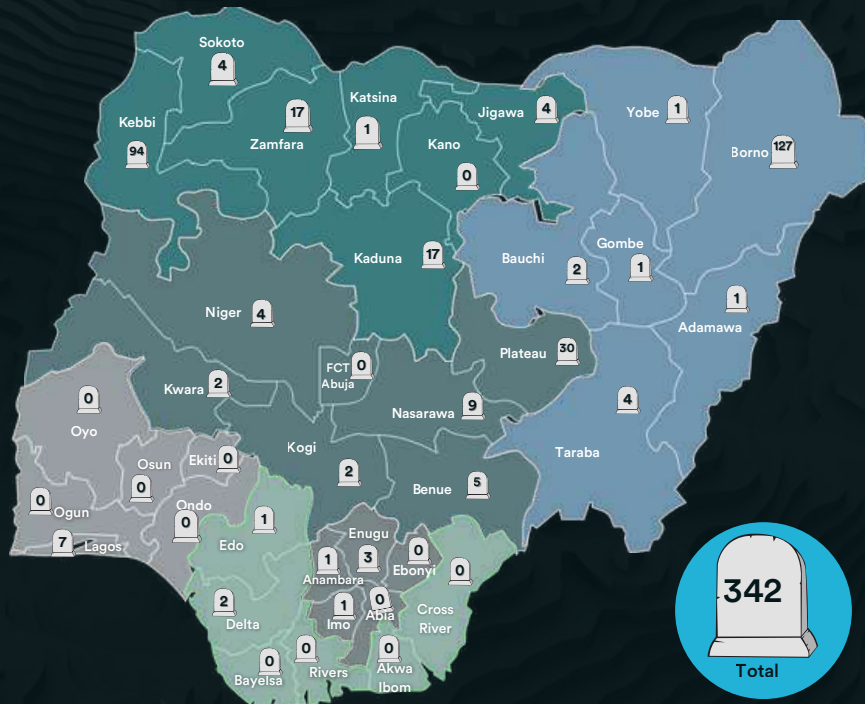
In the month, the Ondo state government also received a security alert in a memo from Nigeria's secret police, the State Security Service (SSS), about a planned attack by the Islamic State West Africa Province (ISWAP).





FATALITIES RECORDED IN OCTOBER 2025

Fatalities across states



In October, the 137 incidents of insecurity recorded had caused no less than 342 fatalities. In this number, the North West region had 40.6% of the total fatalities, i.e., 139. The North East closely followed with 134 fatalities, while the North Central had 52.

Borno State recorded the highest fatality with 127, followed by Kebbi with 94, Plateau with 30, and Kaduna with 17.

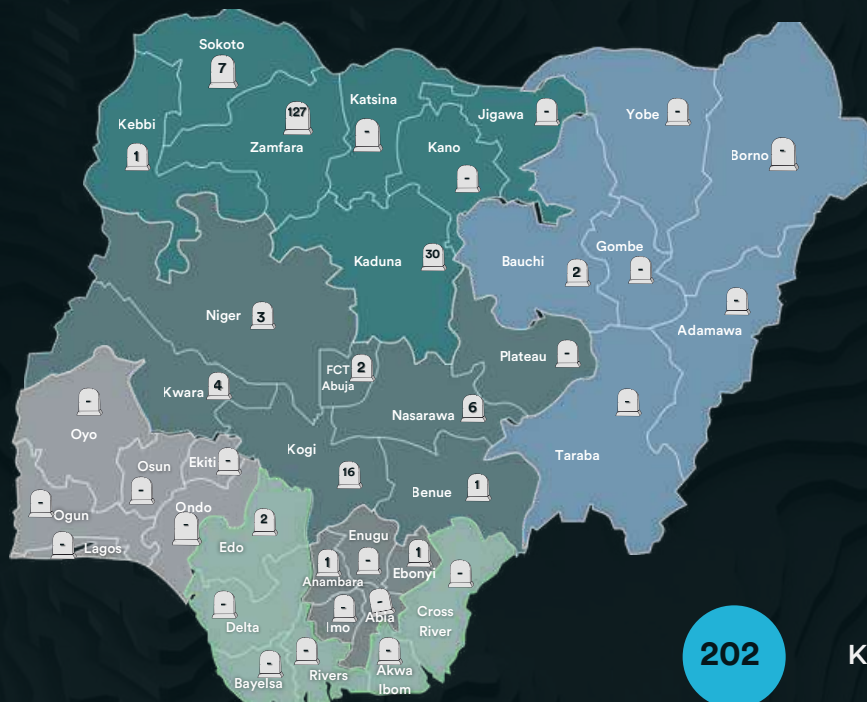


KIDNAPPING ACROSS NIGERIA, OCTOBER 2025

Zamfara State recorded the highest number of incidents with 127 victims in 7 cases, followed by Kaduna with 30 people kidnapped in one incident and Kogi with 16 victims in 2 incidents.

Across the 22 cases of abduction in the month documented, 202 people were kidnapped. The figures are from reports that explicitly mentioned the number of kidnappings during incidents, as many reported unspecified numbers.

kidnapped people across states



202

Kidnapped people in
OCTOBER



EVENTS AND FATALITIES IN OCTOBER 2025



“**Violence against civilians**” describes any action that inflicts harm on civilians and when organised armed forces or non-state actors target civilians. This event included violent attacks, abductions/forced disappearances, and sexual violence. This happened 64 times with 234 fatalities in October.



“**Battle**” describes violent events where organised groups engage in a battle. These include armed clashes as well as non-state actors overtaking territory. 8 incidents of battle occurred and resulted in 94 fatalities.



“**Explosions/remote violence**” describes remote explosives, landmines, artillery, or missile attacks as well as air strikes. These were experienced in 2 incidents, recording 11 fatalities across the month.



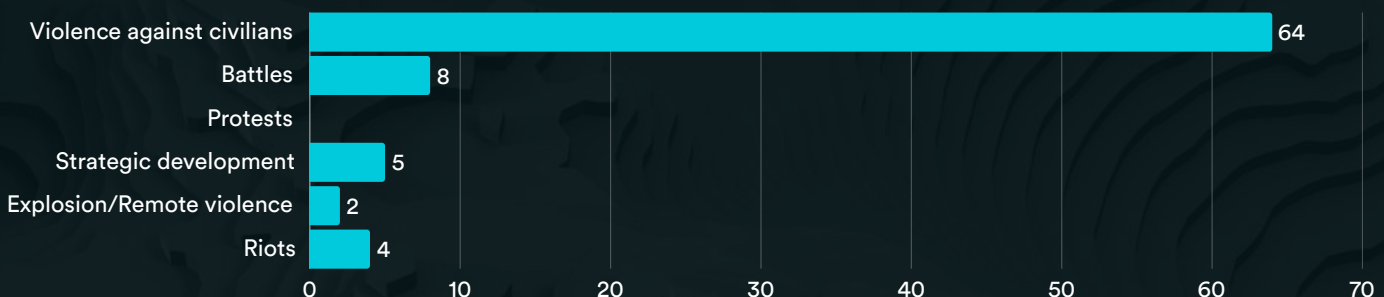
“**Strategic developments**” disrupted weapons use, looting/property destruction, and changes in groups/activities and related acts. For the month of September, this incident was experienced 5 times with 0 fatalities.

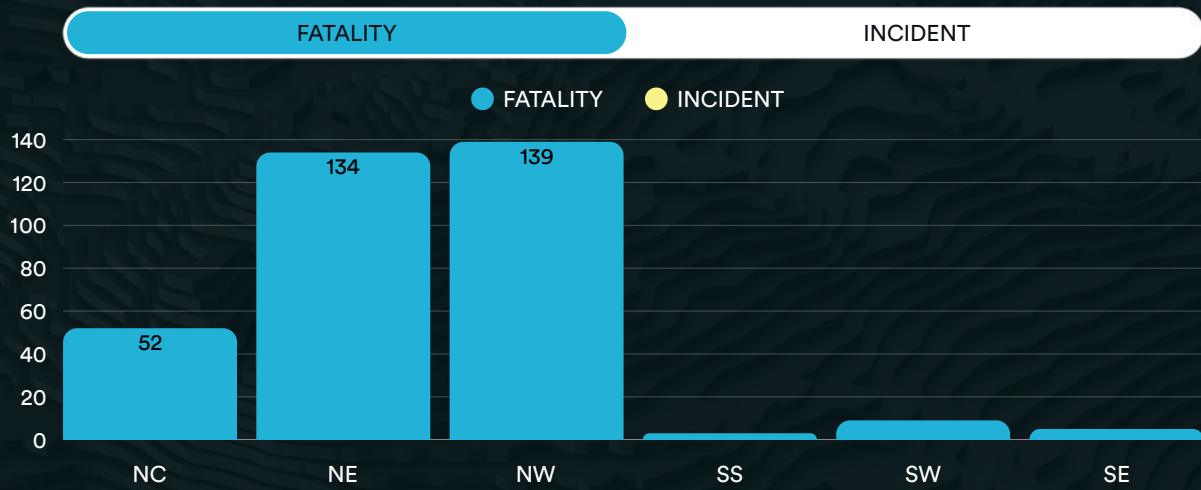
No. of incident

No. of fatalities

● No. of incident

● No. of fatalities





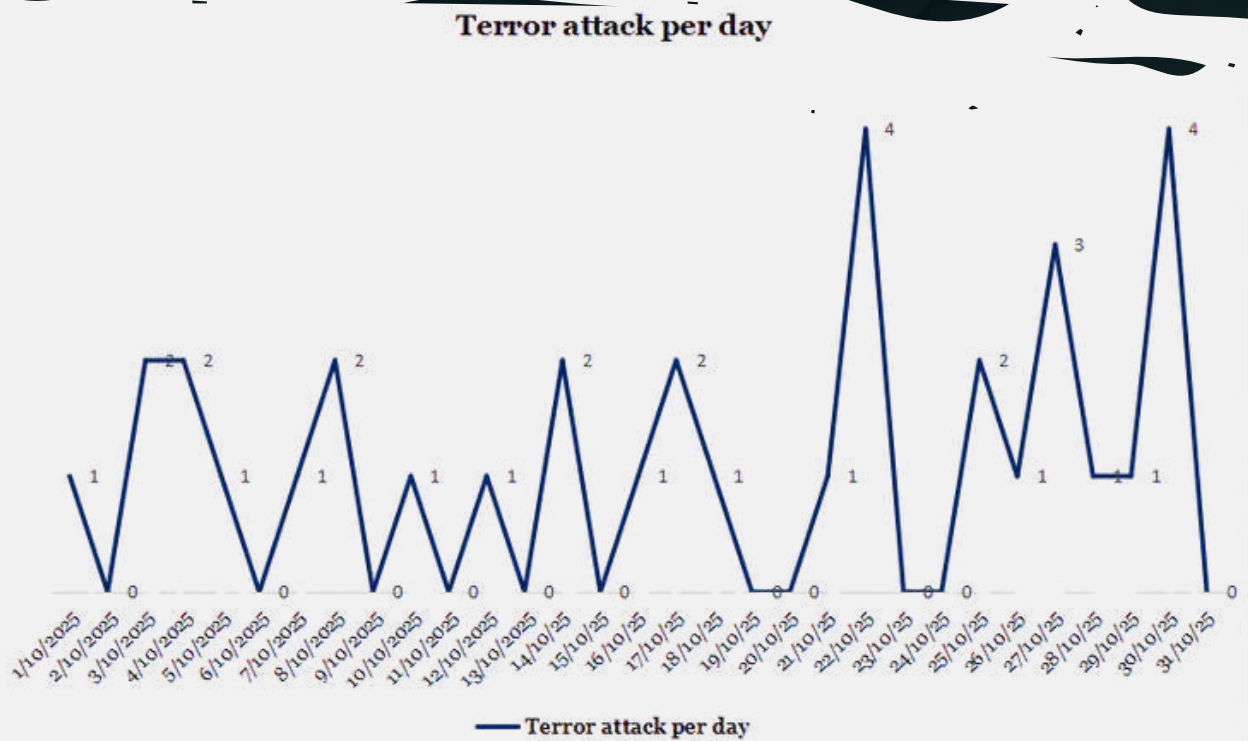
HUMANGLE CONFLICT TREND BRIEF, OCTOBER, 2025

Nigeria's conflict and insecurity landscape in October 2025 highlights a pattern characterised by a short-lived surge in fatalities and kidnapping incidents which were driven largely by terror attacks, according to the record of the HumAngle Tracker. These attacks by non-state armed groups dominated the incidents in the North West, North Central, and North East.

The terror attacks were experienced every two or three days throughout the month, peaking on October 22 and 30, suggesting coordinated terrorist offensives in insurgency-prone communities. The average fatality in the first week was low but recorded a sharp increase from the second week and above, recording 38 fatalities on the 10th, 33 on the 17th, 57 on the 22nd, and 82 on the 26th, which was the highest peak.

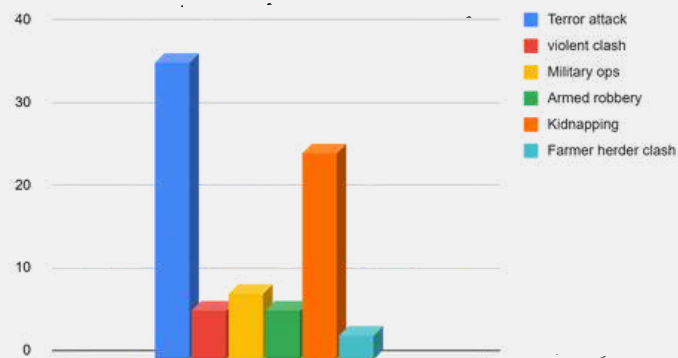


This shows an uneven and unpredictable nature of insecurity across regions.



The highlights of the high-level trend show the geolocation of the conflict incidents is more in the North Central and the North West, with secondary hotspots in the North East. The dominant incident, the terrorist attack, reveals the vulnerability of communities to non-state actors and where state response doesn't match the intensity of the non-state actor's attacks.

Incidents by category



Beyond the attack and incidence of abduction, the October conflict outlook tells of the worsening human security indices in the affected regions and communities. The attacks, violent clashes, and abduction incidents have displaced people, disrupted livelihood, and instilled fear and psychosocial stress with women, girls, children, farmers, a consultant medical doctor, clergy, and public officials affected. On the front of food security, the attacks have forced communities to face restricted access to farms through imposed levies by terrorists, like in Zamfara State's Shanawa, Galadi, and jangeru communities.

The overall conflict outlook for the month of October underscores the volatility of communities marked by episodes of attacks and security incident escalation. The data from the HumAngle Insecurity Tracker points to the fact that, while security efforts to counter terrorism and crimes are ongoing and have disrupted daily attacks and frequency, the lethality of the incidents remains high. Therefore, it is incumbent on policymakers and humanitarian and development stakeholders to invest further in data-driven security planning and response and community-centred intervention that addresses the toll of conflict and insecurity.



HumAngle

TRACKER

Compiled by:
Research and Data Department

Team:

Abdussamad Ahmad Yusuf

Abdullahi Abubakar

www.humanglemedia.com

January

February

March

April

MAY

JUNE

JULY

August

September

October 2025