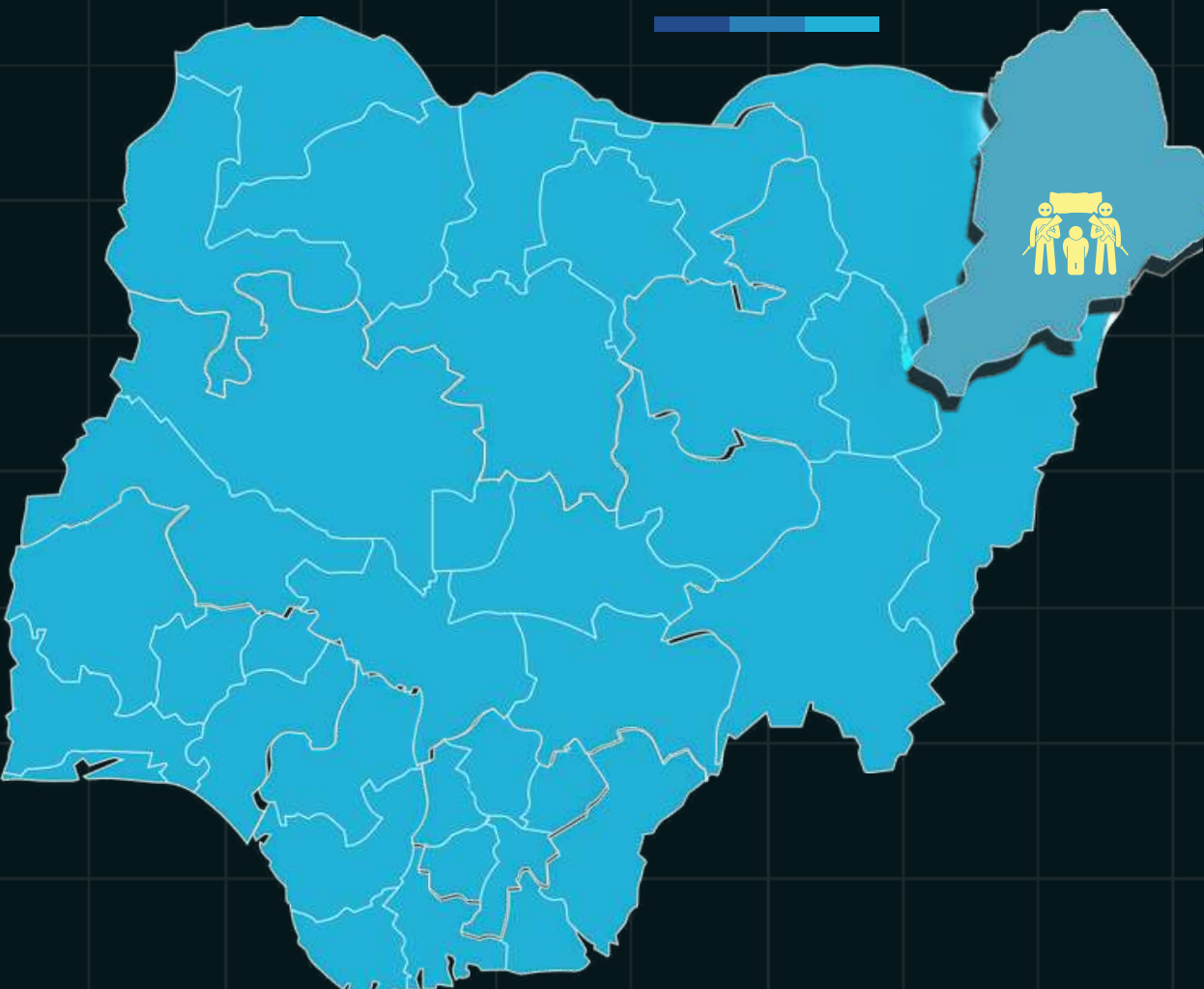




HumAngle TRACKER

July 2025

**Documenting Conflict/Armed Violence
Across Nigeria**





SUMMARY

- The North West region experienced the highest number of security incidents.
- The South East region recorded the least incidents of insecurity.
- Katsina State is the state with the highest incidents.
- Plateau State is the state with the highest number of fatalities.
- The total fatalities in the month are 459 in 142 incidents.
- A total of 89 people were kidnapped across 11 states.






INCIDENT OF INSECURITY, JULY 2025

In July, a total of 142 incidents were recorded. These incidents were highest in the North West region, which experienced 37 incidents. This is followed by the North Central region, which had 34 incidents.

The South West Region in July recorded 30 incidents, followed by the North East with 18, South South 14, and the least is the South East region with 11 incidents recorded.

The State with the highest number of incidents is Katsina (North West) State, which experienced 12 incidents. Benue and Plateau each had 9 incidents from the data documented by the Tracker. Borno in the North East and Niger in the North Central have also each recorded 6 incidents of insecurity.

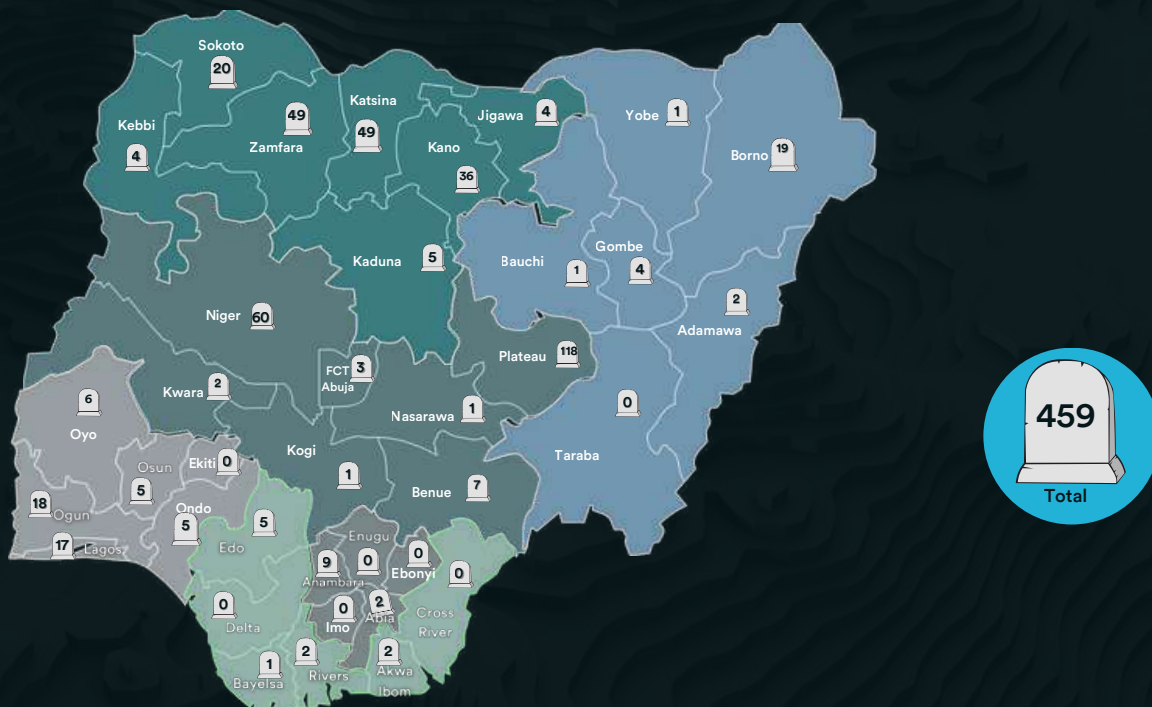
In July, the following states did not experience any incidents as per records from the media sources documented for the HumAngle Tracker. These are: Cross-River (South South), Ekiti (South West), Enugu (South East) and Imo State (South East).





FATALITIES RECORDED IN JULY 2025

Fatalities across states



Across Nigeria, 459 fatalities were recorded. The fatalities spread across all six regions of the country. The North Central had the largest number of fatalities, 193, while North West followed with 167.

While the North East recorded 27 fatalities, in the south, the South West region recorded 51.

Both South South and South East had 10 and 11 fatalities, respectively.

The state with the highest fatality in the month is Plateau, which had 118. Niger State in the North Central had 60 fatalities, while Zamfara and Katsina States respectively recorded 49 fatalities.



KIDNAPPING ACROSS NIGERIA, JULY 2025

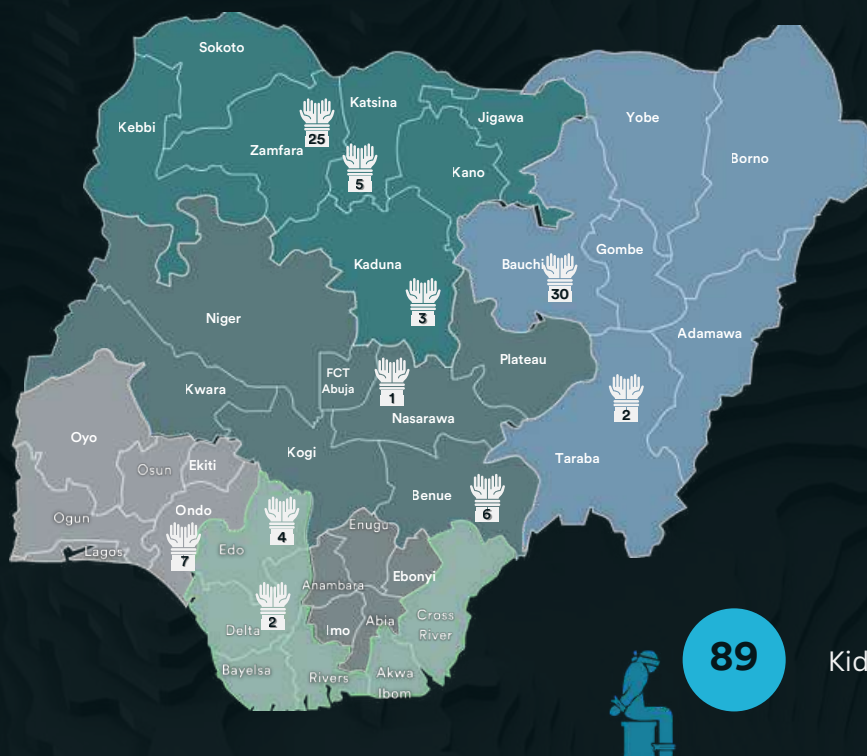
Across 11 States in Nigeria, 15 incidents of kidnapping were recorded in which 89 people were kidnapped, more than in the month of June.

The states and the number of incidents in each are as follows:

Katsina (3), Bauchi (2), and Edo(2), while, Nassarawa, Benue, Taraba,, Zamfara, Kaduna, Ebonyi, Delta, Ondo each had one incident of abduction.

The highest victims of abduction were from Bauchi and Zamfara states, each with 30 and 25 kidnapped, respectively.

kidnapped people across states



89

Kidnapped people in July



EVENTS AND FATALITIES IN JULY 2025



“**Violence against civilians**” describes any action that inflicts harm on civilians, and when organised armed forces or non-state actors target civilians. This event included violent attacks, abductions/forced disappearances, and sexual violence. This happened 71 times with 354 fatalities in the month.



“**Riots**” are violent and uncontrolled disturbances, typically involving a group of people, resulting in damage to property, injury, and even loss of life. This type of event occurred only 5 times and recorded 8 fatalities.



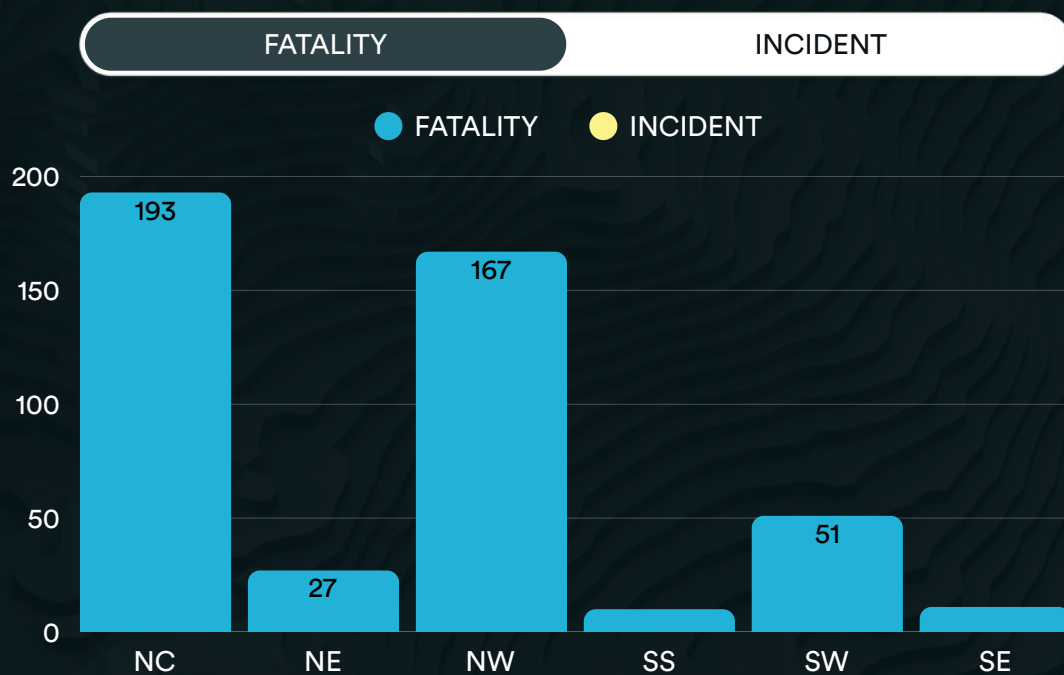
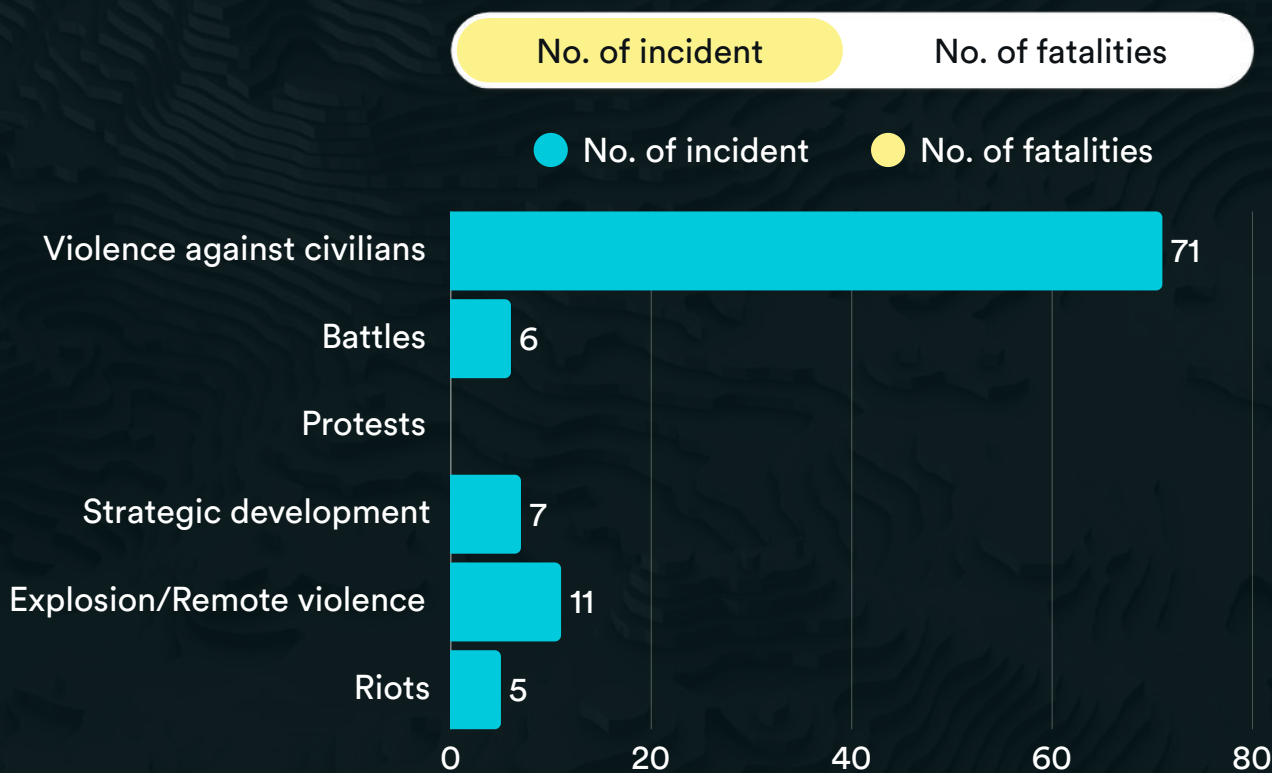
“**Explosions/remote violence**” describes remote explosive, landmine, artillery, or missile attacks as well as air strikes. These were experienced in 11 incidents, recording 44 fatalities in July.



“**Strategic developments**” involve disrupted weapons use, looting/property destruction, and changes in groups/activities and related acts. For July, this incident was experienced 7 times with 1 fatality



“**Battle**” describes violent events where organised groups engage in a battle. These include armed clashes as well as non-state actors overtaking territory. Six incidents of battle occurred and resulted in 52 fatalities.





HumAngle

TRACKER

Compiled by:
Research and Data Department

Team:
Abdussamad Ahmad Yusuf

www.humanglemedia.com

January

February

March

April

MAY

JUNE

JULY 2025