



JUNE 2022

HUMANANGLE TRACKER

**Documenting Conflict/Armed Violence
Across Nigeria**

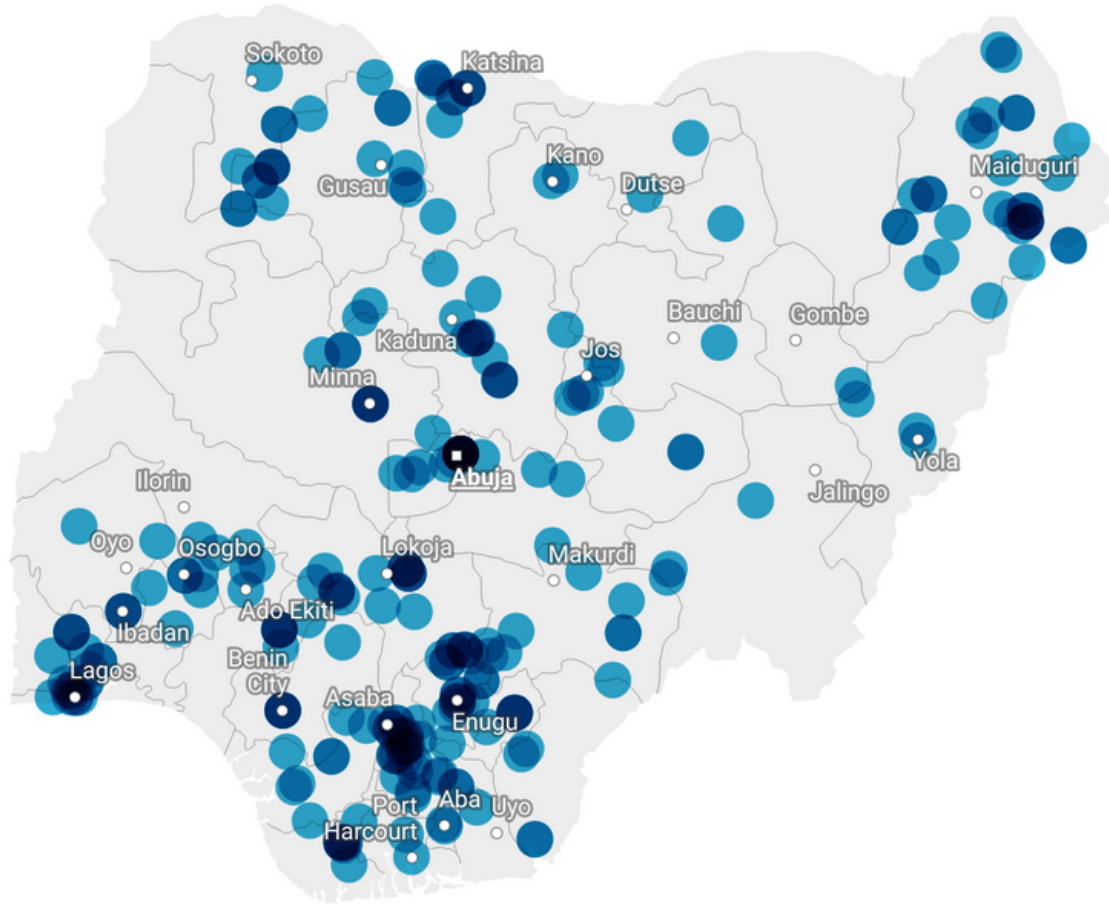


SUMMARY

- The North-central region experienced the highest number of incidents of insecurity in June compared to May when they were concentrated in the South-west region.
- Borno State experienced the highest occurrence of insecurity in June, same as in April and May.
- Borno State also had the highest number of fatalities in June, as it had also in April and May.
- There was 1 school attack or reported violent incident in schools in June, compared to 2 experienced in May.
- The total number of incidents in June (276) was less than what was reported in May (354).
- However, the number of fatalities in June (240) was also less than in May (641).



Incidences of Insecurity, June 2022



Map: HumAngle Media • Source: ACLED • Created with Datawrapper

Incidences of Insecurity in Nigeria in June 2022.

In the month of June, the North-central was the worst hit with 65 incidents of insecurity across the month, followed by the South-east region with 50 incidents.

The South-south had the least number of incidents across the country in June with 30 recorded in the month while the North-east (41) and South-west (41) had an equal number of incidents. The North-west had 48 incidents reported.

Number of Incidences per Geo-political zone

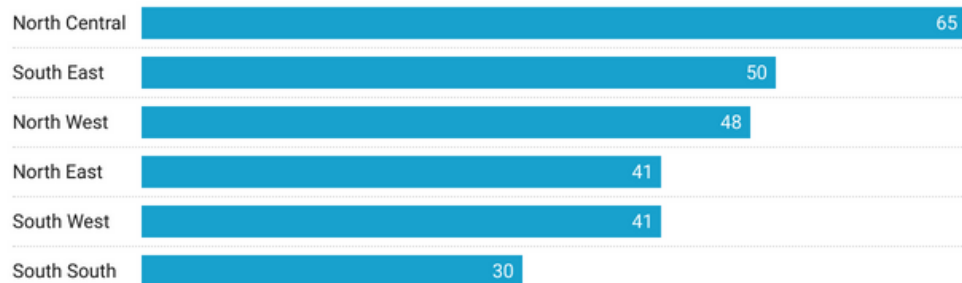
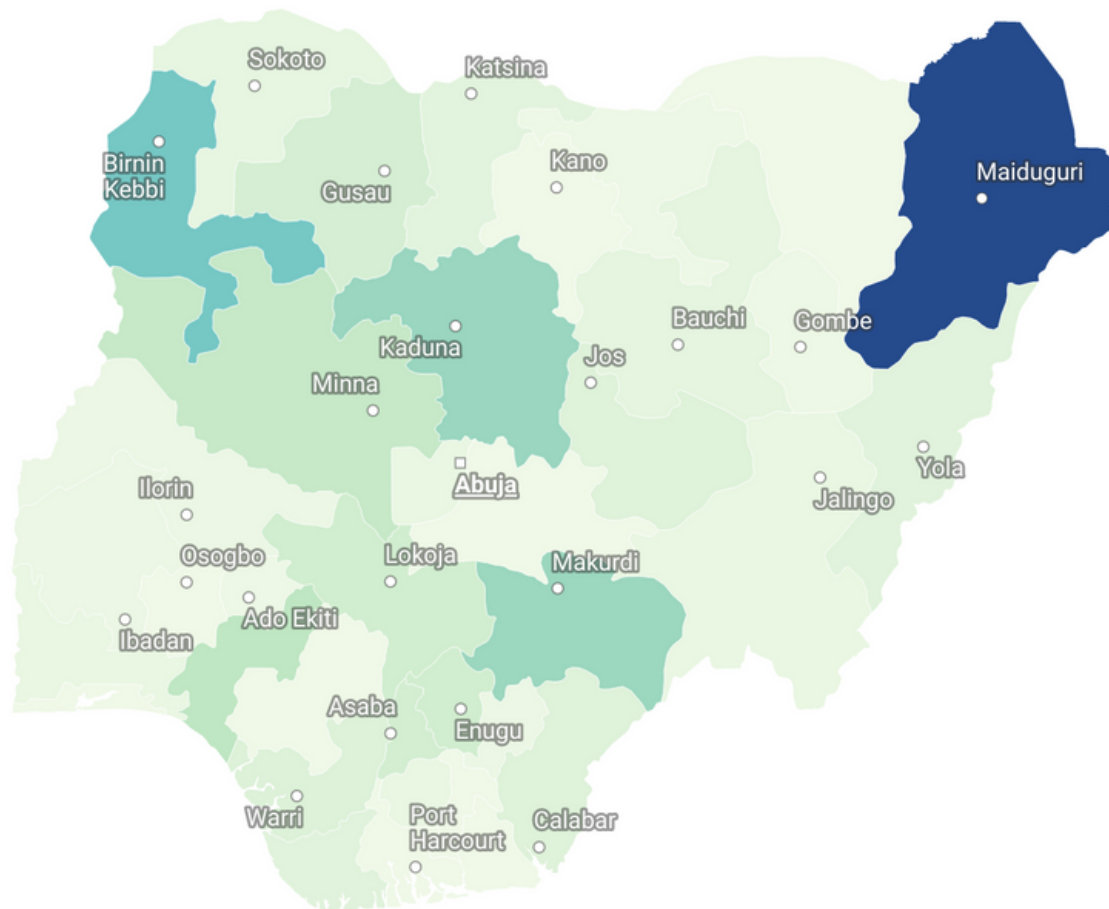


Chart: HumAngle Media • Source: ACLED • Created with Datawrapper

Fatalities as a result of attacks across states, June 2022

low high



Map: HumAngle Media • Source: ACLED • Created with Datawrapper

Fatalities recorded in March 2022.

The North-east had the highest number of fatalities as a result of attacks or incidents of insecurity.

The North-west had reported 115 fatalities in the month followed by the North-central (84).

In the North-east for March, there were 176 fatalities reported as a result of insecurity with most of the casualties from Borno State.

The southern zone had the least number of fatalities as a result of attacks. The South-east (32), South-west (28), and South-south (24).

Number of Fatalities per Geo-political Zone

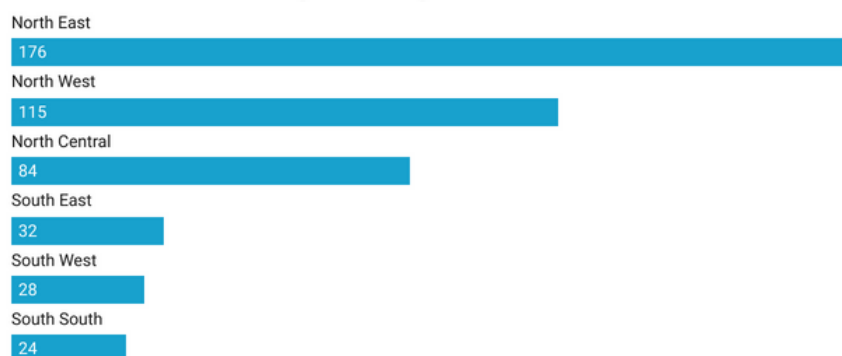
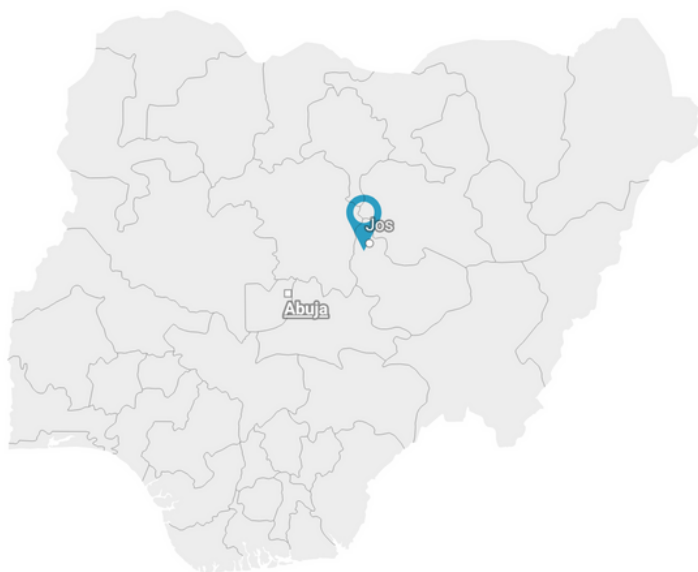


Chart: HumAngle Media • Source: ACLED • Created with Datawrapper

Insecurity in schools, June 2022



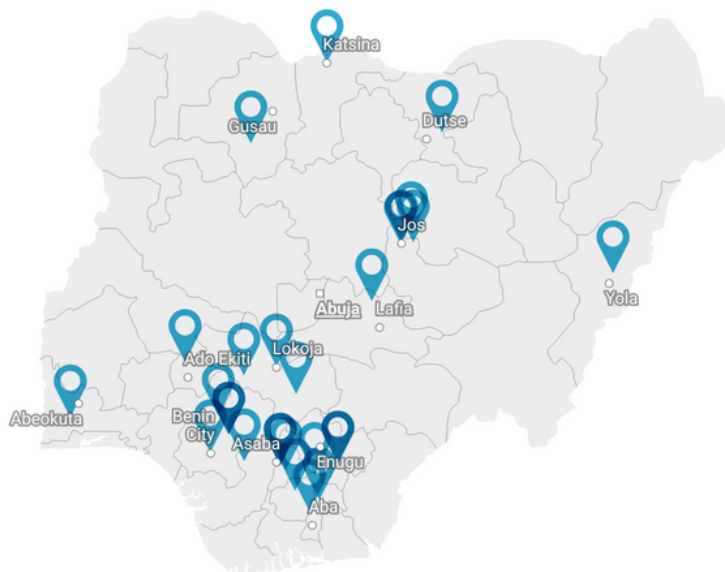
Source: Nigeria Security Tracker • Created with Datawrapper

Reported attack in school across Nigeria.

In June 2022, there was only 1 reported school attack across Nigeria.

On the 10th of June, in Kuru community, Jos south LGA of Plateau State, suspected herdsmen kill Plateau secondary school student and injure others.

Kidnapping across Nigeria, June 2022



Map: HumAngle Media • Source: Nigeria Security Tracker • Created with Datawrapper

Kidnappings and abductions across Nigeria.

In total, there were 28 cases of kidnappings and abductions in 18 states; Abia, Anambra, Edo, and Kogi states had 3 cases each of kidnapping reported. These were the states reporting the highest number of kidnappings.

Most of the cases occurred in the South-south region of the country, with fewer numbers in the Northeast. Seventeen states had no reported cases of kidnapping.

Events of Insecurity, June 2022

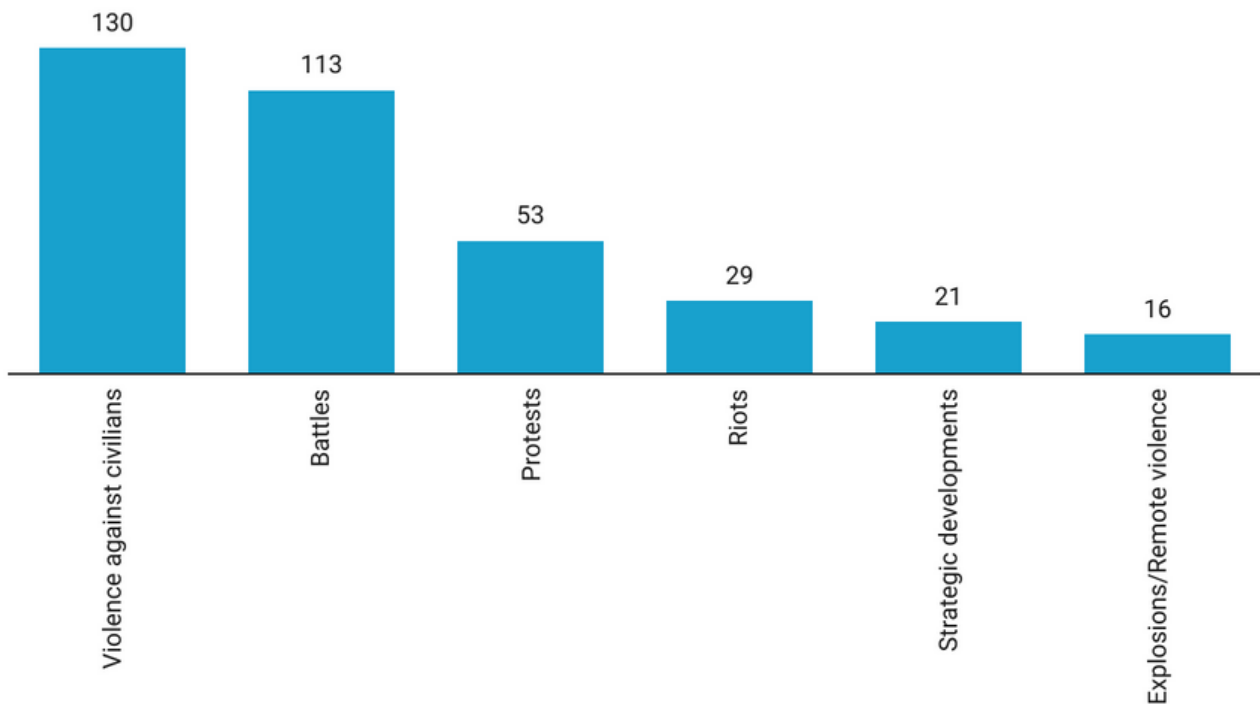


Chart: HumAngle Media • Source: ACLED • Created with Datawrapper

Events through the month of March 2022

Violence against civilians describes any action that inflicts harm on civilians involving violence and also describes when civilians are targeted with any violence by an organized armed actor. In the month of June, this constituted the highest number of insecurity events (130) which included attacks, Abduction/forced disappearance, sexual violence.

Battle describes violent events where organized groups engage in a battle. These include armed clashes, as well as non-state actors, overtaking territory. There were 113 cases of this event through the month of June.

Excessive force against protesters describes when individuals are engaged in a peaceful protest during which there is an attempt to disperse or suppress the protest without serious/lethal injuries being reported or the targeting of protesters with lethal weapons. There were 53 cases of this event in June.

Riots refer to mob violence and violent demonstration and describe when rioters violently interact with other rioters, another armed group, or civilians, outside of demonstrations. They occurred 29 times across the month of June.

Strategic developments involve disrupted weapons use, Looting/property destruction, and change in group/activity. These occurred 21 times through June.

Explosions/remote violence describes remote explosive, landmine, artillery, or missile attacks as well as air strikes. These occurred 16 times through June.

HUMANGLE TRACKER

Compiled by:
Research and Data
Department



HumAngle

www.humanglemedia.com

Supported by:

MacArthur
Foundation